



SLZ12V300S

LiFePO₄ 12V 300Ah

SPECIFICATION / TECHNICAL SHEET

Specifications		
Nominal Voltage	12.8V	
Nominal Capacity (25°C, 0.33C)	300Ah	
Dimensions	Length	520±3mm
	Width	269±3mm
	Height	222±3mm
	Total Height	222±3mm
Approx. Weight	39.0kg	
Characteristics		
Terminal type	M8	
Max Charge Voltage	14.6V±0.2V	
Standby Voltage	13.8±0.2V	
Cut-off Voltage	10V	
Max. Discharge Current	200A	
Max Pulse Discharge Current (3 sec)	450A	
Max Charge Current	200A	
Recommended Charge Current	< 150A	
Cycle Life (100% DoD)	1800+	
Operating Temp - Charge	0°C - 45°C	
Operating Temp - Discharge	-20°C - 60°C	
Short Circuit Release	Yes	
Max. Series / Parallel Configuration	4S / 4P	
Cell Type	Prismatic	
Cell Chemistry	Lithium Iron Phosphate (LiFePO ₄)	
BMS Protection	Yes	
Warranty	5 Years	
Applications		
<ul style="list-style-type: none"> • Deep-cycle • 4x4 Vehicles • Recreational Vehicles • Caravan / Camping • Fast Recharge Requirements • Low Weight Applications • Marine • Golf Carts • Personal Power • Non-Starting 		



About Zeal Lithium

Zeal lithium is an economical 12V Lithium Iron Phosphate (LiFePO₄) solution by Sealed Performance Batteries (SPB) which provides the core performance and safety advantages of a modern lithium battery in a well-built design.

Backed by SPB, a company with over 25 years of experience in the energy storage industry, and designed to the best possible specifications, you can be confident that Zeal lithium has had every detail thoroughly examined in delivering a high-value solution.

Safe And Stable

Zeal provides a high degree of safety by utilising light-weight aluminum encased LiFePO₄ prismatic cells, which are among the safest and most stable lithium cells available.

It is also supported by an integrated BMS that protects against overcharge/discharge, temperature and short circuit events for complete confidence when in operation.

Core Lithium Advantages

A perfect AGM replacement, Zeal comes complete with a 5 year warranty and all the features you would expect from a LiFePO₄ product including fast recharge capabilities, low self-discharge rate, long runtime and more usable capacity for power when you need it most.

Need a larger solution? Up to 4 batteries can also be connected in parallel or series configurations to meet the needs of more demanding systems.

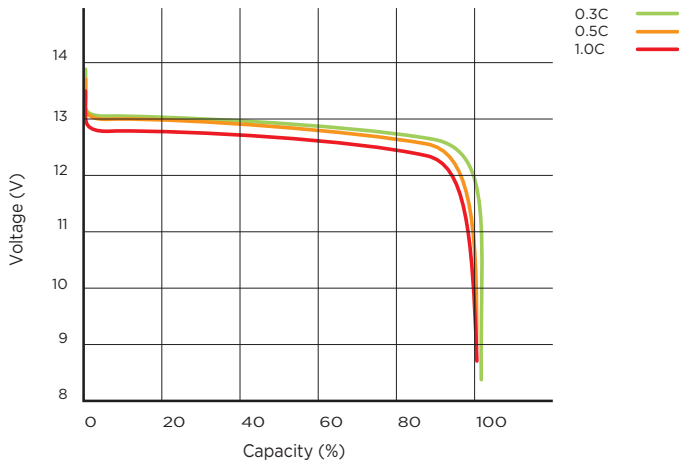


Powerhouse Batteries Unit 1,2 Amesbury Loop Butler WA Perth 6036 T: (08) 9562 3725 M: 0400 864 840 E: admin@phbatteries.com.au W: powerhousebatteries.com.au

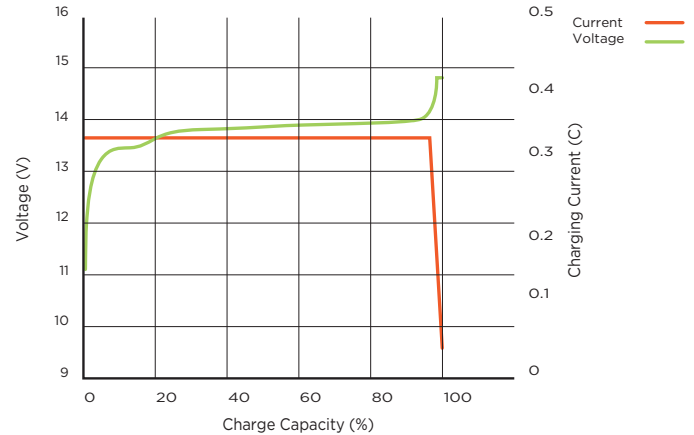


SLZ12V50S LiFePO₄ 12V 50Ah

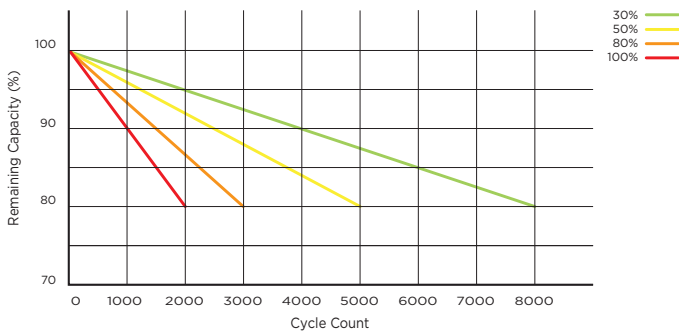
Discharge Curve at Different C Rates



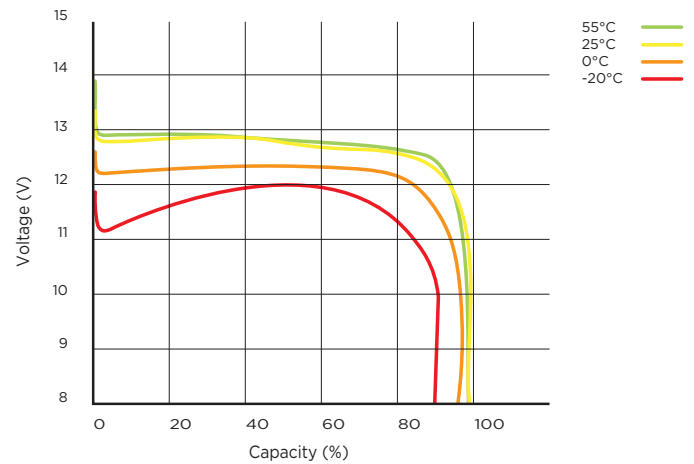
Charging Characteristic (25°C @ 0.33C)



Cycle Life at Different DoD



Discharge Curve at Different Ambient Temperature (0.33C)



For pricing and availability please contact the team at PHB
on 0400 864 840 or admin@phbatteries.com.au



Powerhouse Batteries Unit 1,2 Amesbury Loop Butler WA Perth
6036 T: (08) 9562 3725 M: 0400 864 840
E: admin@phbatteries.com.au W: powerhousebatteries.com.au